



---

# AGENDA 3

## ACHIEVEMENTS AS OF 31 MARCH 2022

Presented by : Chair of RSTC5

# 1 INTRODUCTION

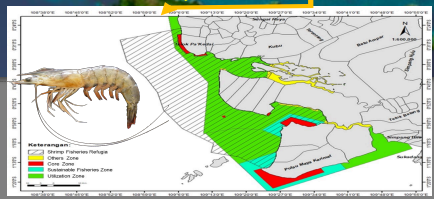
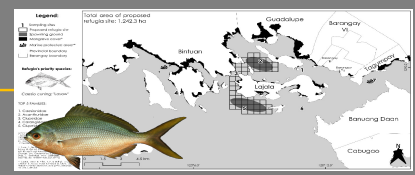
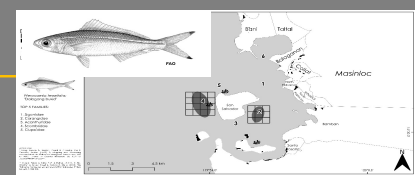
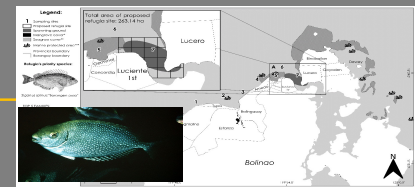
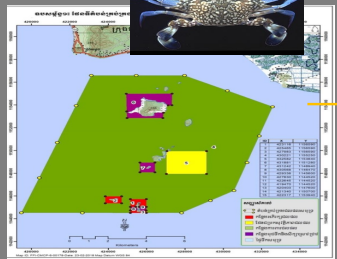
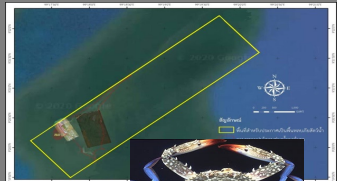
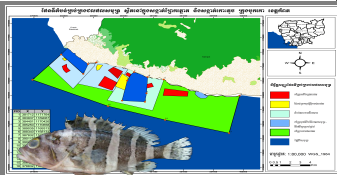
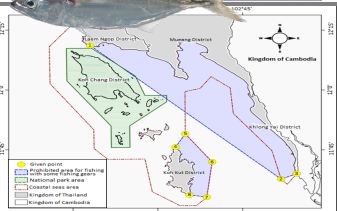

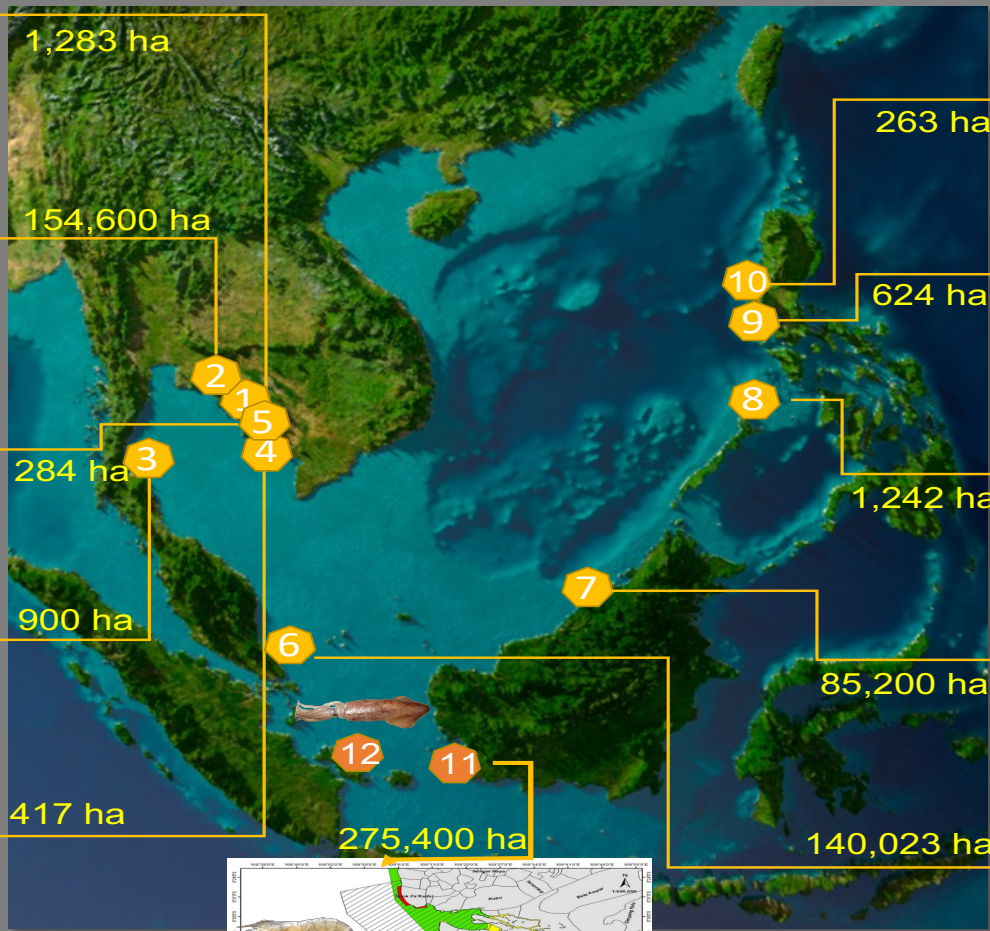
- ❖ Integration of habitat and biodiversity conservation into fishery management and practices has been improved through the efforts of concerned communities and six riparian countries of South China Sea and Gulf of Thailand.
- ❖ Initially planned for 48 months from January 2017 until December 2020, the Project duration was extended until December 2022.
- ❖ Project activities had been delayed due to the COVID-19 pandemic situation from January 2020 to March 2022.
- ❖ This paper highlights the achievements of the project implementations as of 31 March 2022.

## 2 ESTABLISHMENT OF FISHERIES REFUGIA

	<i>Refugia site</i>	<b>Target species</b>	<b>Area (ha)</b>	<b>Status</b>
1	Koh Po & Koh Tonsay Archipelago, Kep	Blue Swimming Crab	417	Approved
2	Trat	Indo-Pacific Mackerel	154,600	Final process
3	Off Ban Don, Surat Thani	Blue Swimming Crab	900	Approved
4	Peam Krasob, Koh Kong	Indo-Pacific Mackerel	1,283	Approved
5	Prek Thnaot, Kampot	Grouper	284	Final process
6	Tanjung Leman, Johor State	Spiny Lobsters	140,023	Final process
7	MIRI, Sarawak State	Tiger Prawn	85,200	Final process
8	Off Coron Islands, Palawan	Redbelly Yellowtail Fusilier	1,242	Final process
		White-Tipped Scad	underway	
9	Masinloc coastal area, Zambales	One-Stripe Fusilier	624	Final process
		Frigate Tuna	underway	
		Fringe Scale Sardine	underway	
10	Bolinao coastal area, Pangasinan	Siganids	263	Final process
11	West Kalimantan	Indian White Shrimp	275,400	Final process
12	Bangka Belitung (islands)	Mitre Squid	underway	

# Fisheries Refugia Establishment

As of 30 March 2022



Remarks:

- > 1, 3, and 4 are adopted
- > 2, 5-10, and 11 are in final process
- > 12 are in progress, while Viet Nam Refugia sites will be updated later

## 3 REFORMS FOR FISHERIES REFUGIA MANAGEMENT

- ✓ Cambodia and Thailand have completed some related tasks to support the establishment and operation of a refugia system

Proclamation of FR in Kep Province

**DOF/TH LAW-FMP for Refugia**

Proclamation of FR in Koh Kong Province

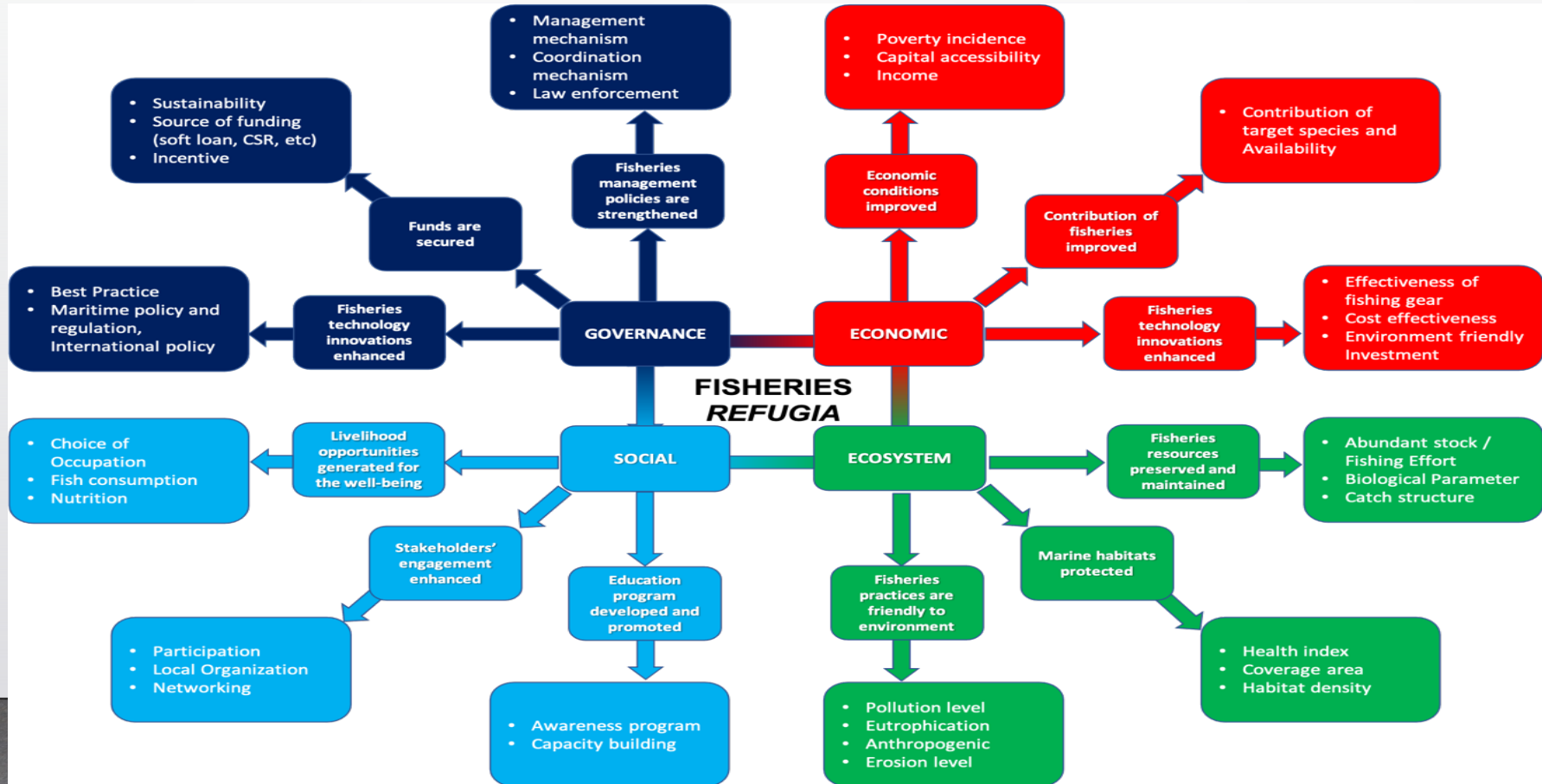
**Notification Order for FR in Surat Thani**

CAM\_Strategic Plan for FCM (2020-2029)

CAM\_5 Year Action Plan in KEP (2019-2023)

- ✓ Indonesia, Philippines, Malaysia, Viet Nam underway the fisheries legislation and management plans.

# 4 REGIONAL GUIDELINE ON INDICATORS





# 5 EXPENDITURES AS OF 31 MARCH 2022

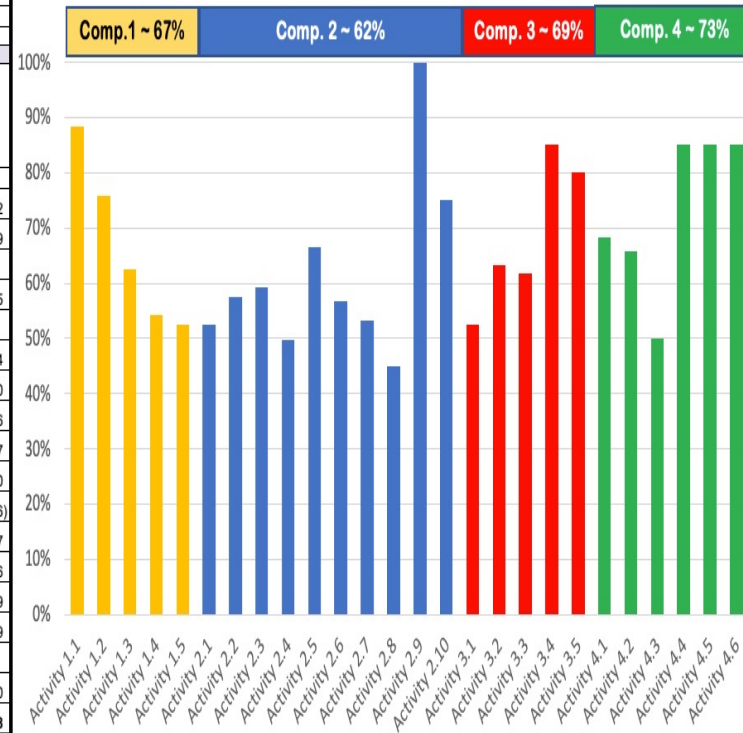
Annex 13 - QUARTERLY EXPENDITURE STATEMENT and UNLIQUIDATED OBLIGATIONS REPORT (USS)\*

Project title:		Establishment and Operation of a Regional System of Fisheries Refugia in the South China Sea and Gulf of Thailand					
Project number:							
Project implementing agency/organization:							
Project implementation period:		Dec. 2022					
Reporting period:		31-Mar-22					
		Total expenditures for current YEAR		Cumulative expenditures for previous YEARS	Total cumulative expenditures to date	Cumulative unspent balance to-date	
		G=C+F	H	I=G+H	J=A-I		
1100	Project personnel		2	10,048.42	171,318.96	181,367.38	61,734.12
1200	Consultants		3	17,914.93	922,830.33	940,745.26	312,011.69
1300	Administrative support	-	-	-	-	-	-
1600	Travel on official business	278,545.64	41,140.15	517.60	517.60	236,887.89	41,140.15
2100	Sub-contracts (UN entities)	-	-	-	-	-	-
2200	Sub-contracts (supporting organizations)	294,785.36	155,306.54	900.00	900.00	138,578.82	155,306.54
2300	Sub-contracts (for commercial purposes)	80,888.46	26,013.30	-	-	54,875.16	26,013.30
3200	Group training	279,203.79	130,409.66	5,492.17	5,492.17	143,301.96	130,409.66
3300	Meetings/Conferences	374,251.43	193,183.57	3,710.36	3,710.36	177,357.50	193,183.57
4100	Expendable equipment	8,638.50	4,591.04	366.02	366.02	3,478.68	4,793.80
4200	Non-expendable equipment	43,883.83	-	377.00	377.00	43,709.59	(202.76)
4300	Premises	18,585.27	4,819.28	-	-	13,766.00	4,819.27
5100	Operation and maintenance of equipment	3,332.27	2,270.86	284.68	284.68	776.73	2,270.86
5200	Reporting costs	34,081.35	22,801.59	1,150.18	1,150.18	10,129.58	22,801.59
5300	Sundry	9,945.65	1,980.69	436.93	436.93	7,528.03	1,980.69
5400	Hospitality and entertainment	-	-	-	-	-	-
5500	Evaluation	78,000.00	67,200.00	7,200.00	7,200.00	3,600.00	67,200.00
99	<b>GRAND TOTAL</b>	<b>3,000,000</b>	<b>1,023,462.49</b>	<b>-</b>	<b>48,398.29</b>	<b>-</b>	<b>48,398.29</b>
					<b>48,398.29</b>	<b>1,928,139.23</b>	<b>1,976,537.52</b>
							<b>1,023,462.48</b>

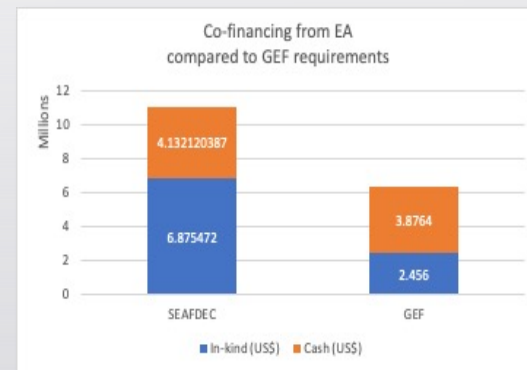
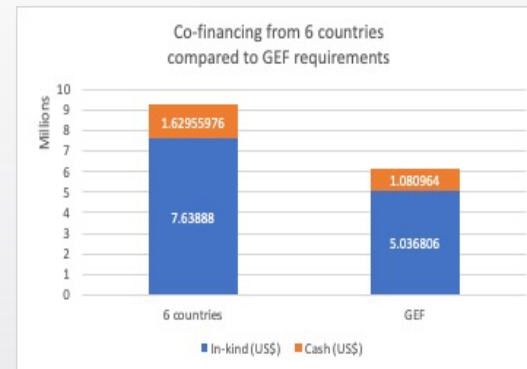
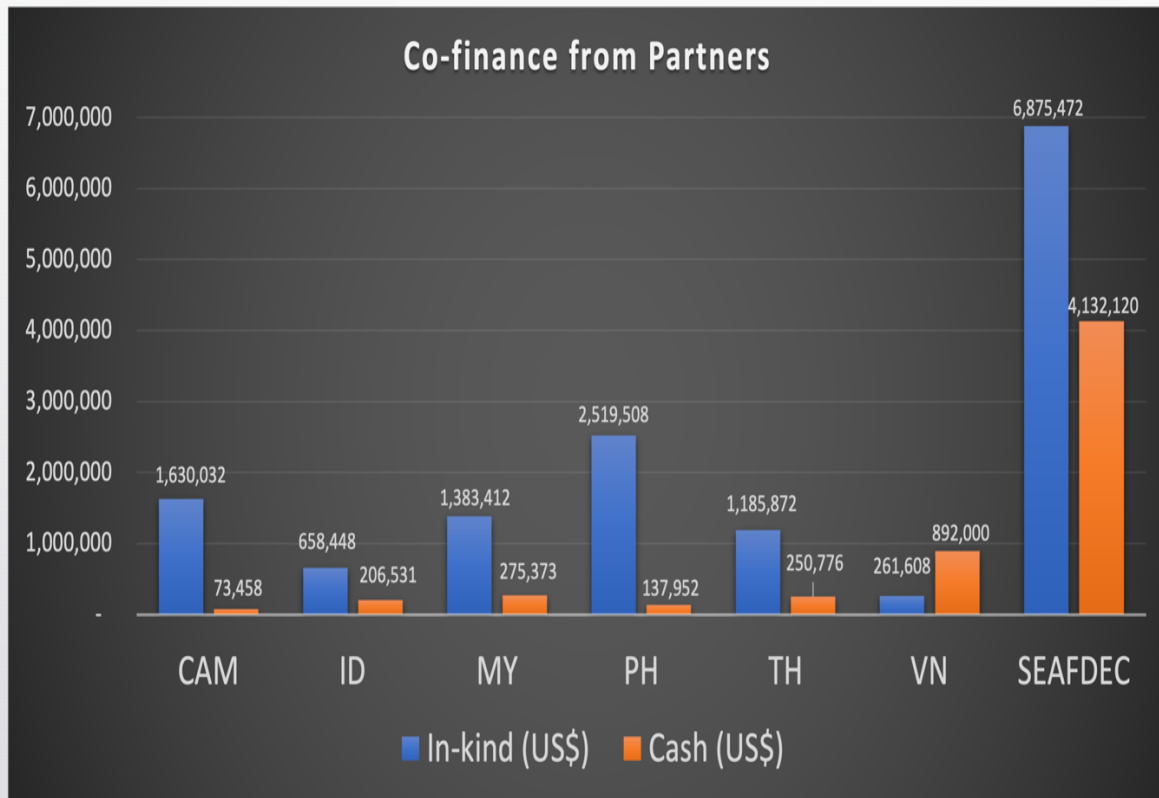
Cumulative Expenditures = 1.976 Million USD (2016-2022Q1)

Balance as of 31 March 2022 = 1.024 Million USD

Progress in % by Activities as of 31 March 2022



# 6 CO-FINANCING AS OF 31 MARCH 2022





## **ACTION BY THE PROJECT STEERING COMMITTEE:**

- ✓ The PCU welcomes the comments and suggestions from the committee to enhance the project objectives and target goals.